



Setting Up Your Fundraising Page

A step-by-step guide on how to set up your fundraising page after
registering Nurturing Minds' Walk for Water

Questions? Email us at info@nurturingmindsinafrica.org

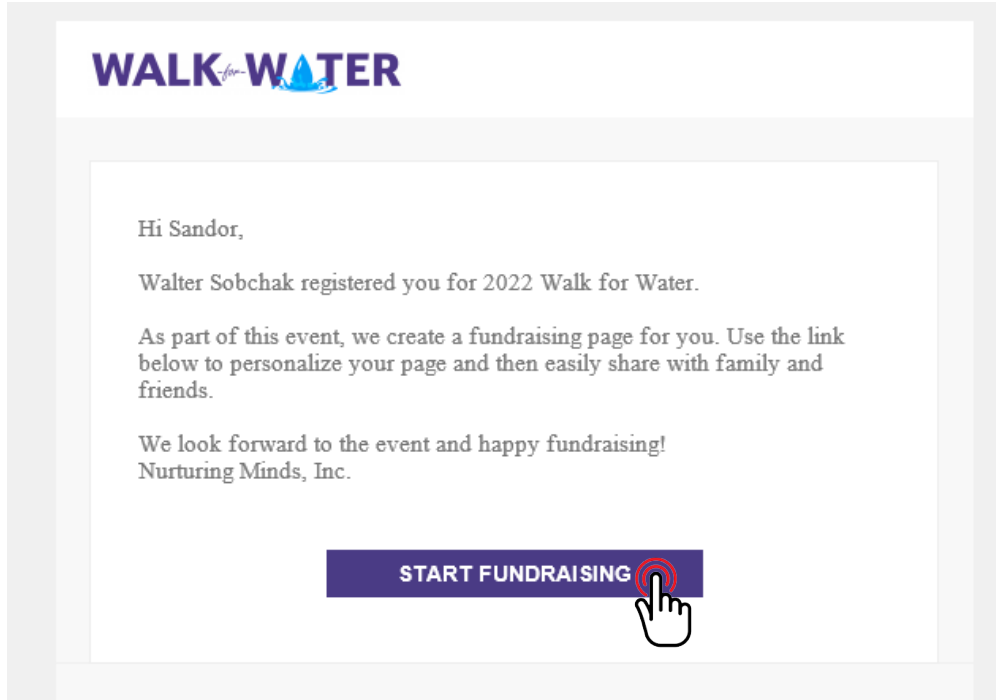
WALK *-for-* **WATER**

Sunday, October 2nd

Rain date or alternative participation dates: October 3rd – October 9th

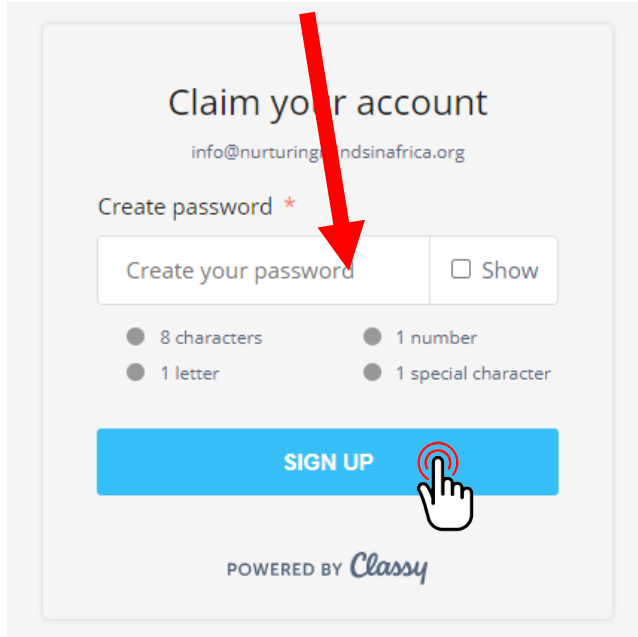
Step 1

Find the 'Welcome to the 2022 Walk for Water!' email which was sent to the email address used during registration, and click on 'Start Fundraising'.



Step 2

On the page that opens, claim your account by creating a password and click 'Sign up'.



Step 3

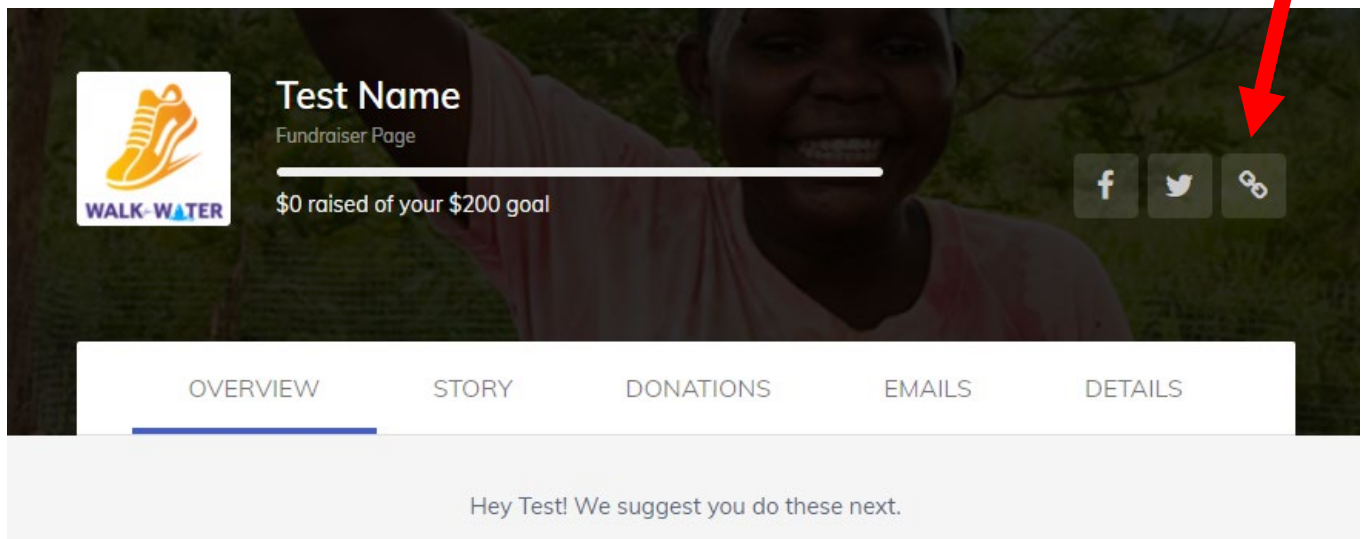
The platform will offer you suggestions for personalizing your fundraising page. These can be completed immediately or skipped to be completed at a later time and they include:

- **Add a photo** – people are more likely to donate if they recognize your face.

- **Edit your story** – Nurturing minds has prepopulated some language on your fundraising page. You can personalize your story and tell people why you are fundraising for NM/SEGA’s Walk for Water.
- **Donate to your campaign** – kick off your fundraising with a personal donation toward your goal or skip this step.
- **Ask for donations** – copy a message to send to your closest family and friends via social media or email to ask for their support.

Step 4

Share your fundraising page with family and friends by clicking the Facebook, Twitter or Link icons. Note: when you click on the link icon, you will be provided a link which you can copy and share which will direct people to your fundraising page.



Questions? Email us at info@nurturingmindsinafrica.org